

ENGLISH HOME LANGUAGE

GRADE 12

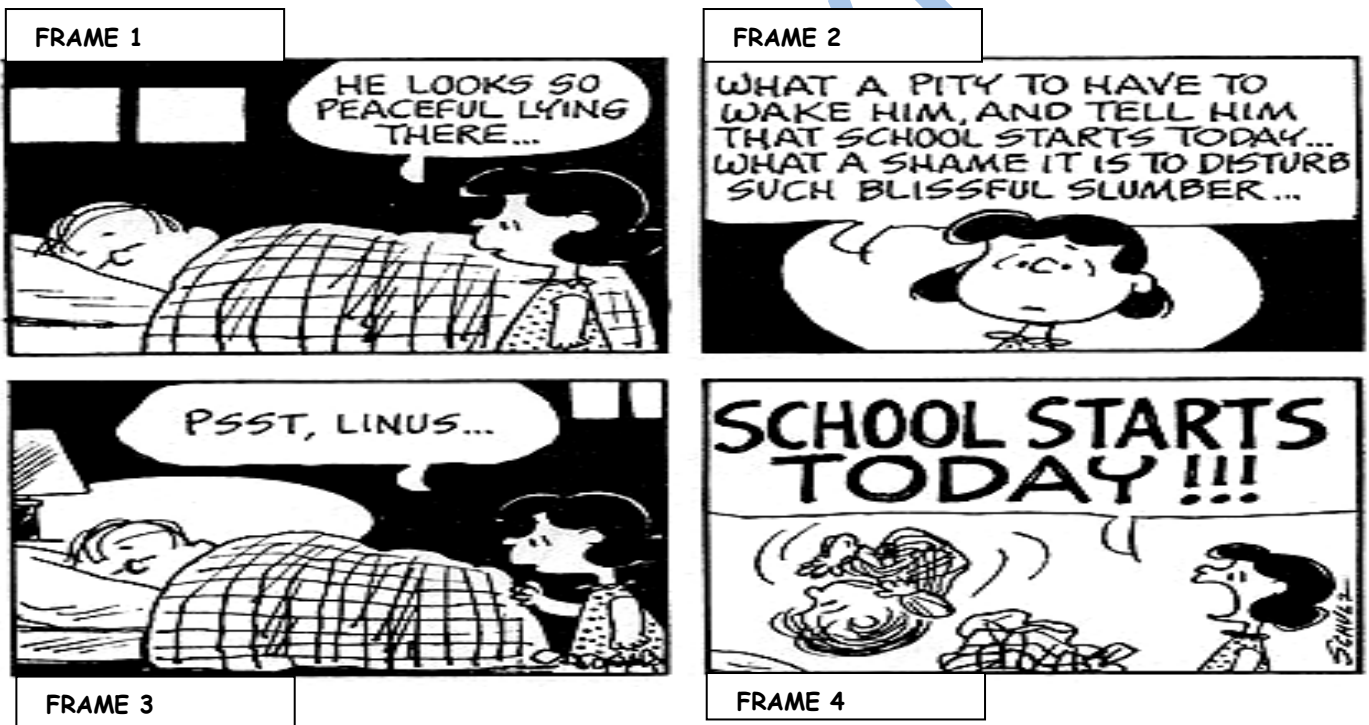
PAPER 1: ACTIVITIES ON CARTOONS

RESOURCES: Past examination papers

Study the cartoons in each question, then answer the set questions.

QUESTION 1: ANALYSING CARTOONS

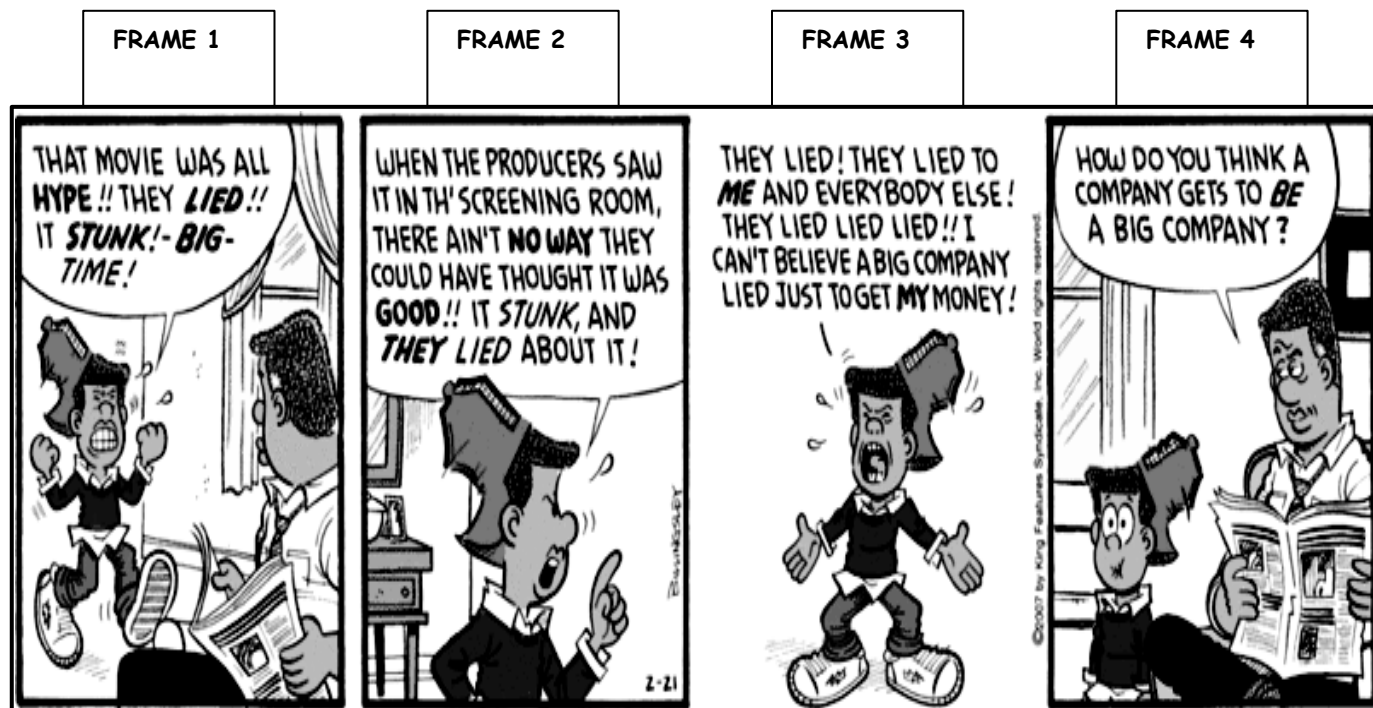
TEXT A



[Source: www.readingreview.com]

- 1.1 Why do the speech bubbles in Frames 1 to 3 end with ellipses? (2)
- 1.2 Discuss the contrast between frames 2 and 4, focusing on the action, font and diction. (3)

TEXT B




[Source: www.weeklystorybook.com]

- 1.3 In Frame 1, how does the speaker's body language reinforce what he says? (3)
- 1.4 Critically evaluate the stereotyped view expressed by the speaker in Frame 4. (2)

[10]

QUESTION 2: ANALYSING CARTOON

TEXT C



FRAME 2

FRAME 3



FRAME 4

FRAME 5

FRAME 6



FRAME 7

FRAME 8

FRAME 9




[Source: www.gocomics.com]

- 2.1 Examine Frames 1, 2 and 3.
Give a reason for the varying positions of the boy and girl. (2)
 - 2.2 Account for the difference in the facial expressions of the woman in Frame 4 and the mother in Frame 6. (2)
 - 2.3 Comment on any TWO visual elements in Frame 5. (3)
 - 2.4 Critically evaluate the cartoonist's use of satire. (3)
- [10]**

QUESTION 3: ANALYSING CARTOON

TEXT D



- 3.1 Refer to FRAME 1.
How does the cartoonist depict that the boy is unwelcome? (2)
 - 3.2 Discuss the visual presentations of the boy in FRAMES 2 and 3. (2)
 - 3.3 Examine the written text in FRAME 2. Explain how the cartoonist succeeds in conveying tone in this frame. (3)
 - 3.4 Comment on how the cartoonist's message is reinforced in FRAME 4. (3)
- [10]**